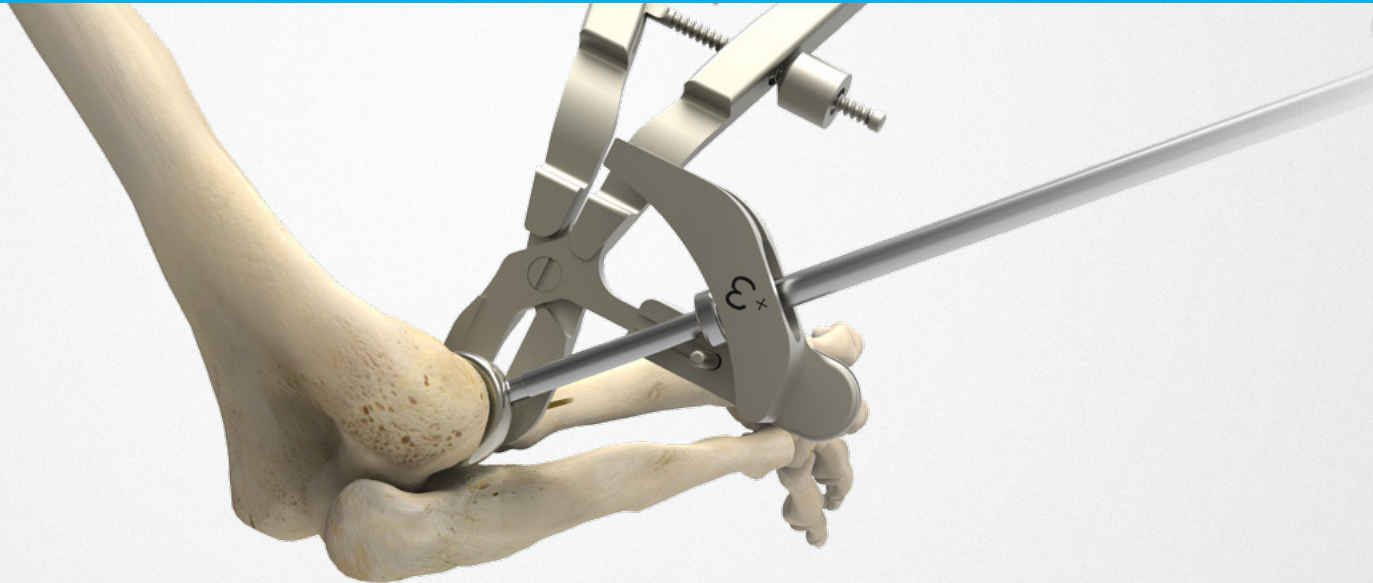




acumed®

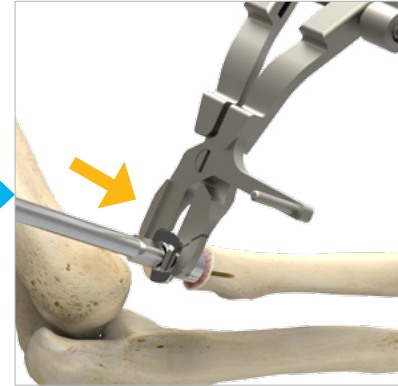
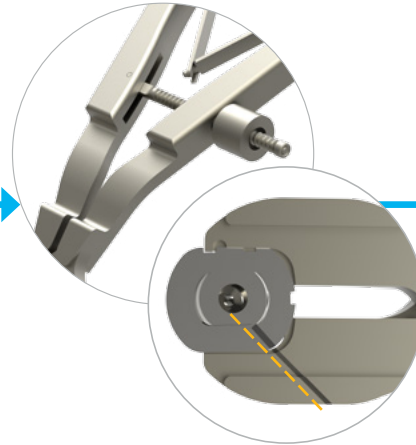
Slide-Loc™ Anatomic Radial Head System*

Supplemental Instructions



A COLSON ASSOCIATE

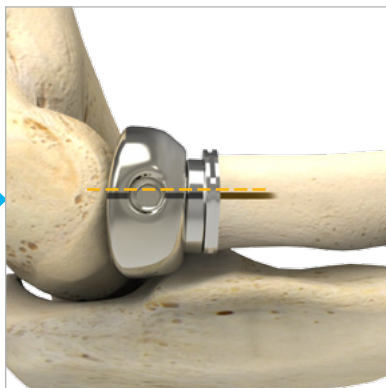
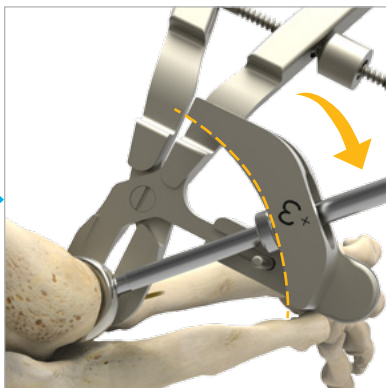
Key Steps to Ensuring a Successful Slide-Loc Assembly



1 Apply at least 3 high impact strikes to firmly engage the Morse taper connection. It is important that this step be completed on a firm surface (i.e., avoid using a Mayo stand).

2 Ensure that the Stem Clamp is aligned with the laser markings on the stem and fully seated on the stem grooves. Be sure that the speed lock wheel is firmly tightened before sliding on the head/neck assembly.

3 Be sure to use the Stem Inserter provided to implant the stem. **DO NOT** hit the Stem Clamp when implanting the stem.



4 Always use a locking guide to ensure proper implantation and rotation. Rotate the head/neck assembly onto the stem until the Head Assembly Tool shaft reaches the stopping post and springs back slightly. The spring-back ensures that you have fully locked the head/neck onto the stem.

5 Final Check: After rotating the head/neck assembly onto the stem and before removing the clamp, confirm that the head and neck laser lines are aligned with each other and are aligned with the corner of the stem platform.

Note: These instructions are intended for supplemental use only and are not intended to be used as a stand-alone surgical technique. Reference the Slide-Loc Anatomic Radial Head System Surgical Technique (ELB10-03) for the complete surgical technique.



Acumed Headquarters
5885 NW Cornelius Pass Road
Hillsboro, OR 97124
Office: +1.888.627.9957
Office: +1.503.627.9957
Fax: +1.503.520.9618
www.acumed.net

These materials contain information about products that may or may not be available in any particular country or may be available under different trademarks in different countries. The products may be approved or cleared by governmental regulatory organizations for sale or use with different indications or restrictions in different countries. Products may not be approved for use in all countries. Nothing contained on these materials should be construed as a promotion or solicitation for any product or for the use of any product in a particular way which is not authorized under the laws and regulations of the country where the reader is located. Specific questions physicians may have about the availability and use of the products described on these materials should be directed to their particular local sales representative. Specific questions patients may have about the use of the products described in these materials or the appropriateness for their own conditions should be directed to their own physician.

ELB20-01-A | Effective: 2016/06 | © 2016 Acumed® LLC

Acumed® and Slide-Loc™ are trademarks of Acumed LLC